






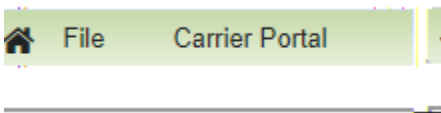
This training module is designed to teach some basic actions as part of accepting and declining tenders and updating status messages. This guide is designed to supplement your training session and to be used for future reference.

The data in the examples may be inaccurate and are purely for demonstrational purposes only.

Point your Chrome browser to your instance URL and enter your credentials.



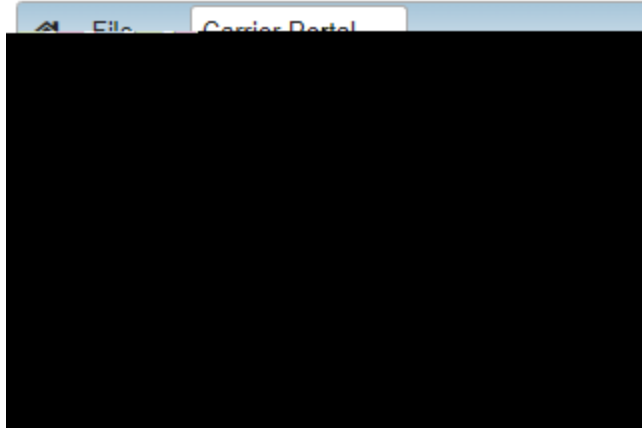
The menu bar contains the Home icon  and 1 other Menu option. The Home icon brings you back to a home page with the Kiewit logo.



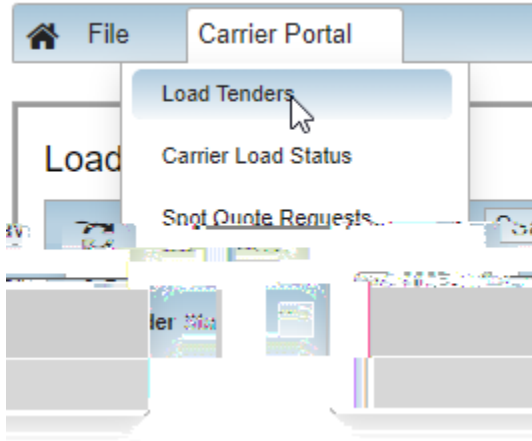
File contains options to Log Out.



Carrier Portal contains options to View Load Tenders, View Carrier Load Status, View Spot Quote Requests, and Manage Available Trucks




If you need to change your password, you may do so using the links on the login screen:



Place the cursor in the Quick Search box and press Enter, a listing of loads assigned to the carrier will be displayed



Check the box next to a Load and Select Actions to invoke certain Actions against the Load



The Tender Action allows for the Acceptance or Decline of a Load Tender issued to the Carrier



- )

v

)



**Load: L300046**

Type	Document ...	Stop	Created By	Created Date	Modified By	Document Num
Pdf			Kiewit_Workflow...	12/15/2023 13:38	Kiewit_Workflow...	BOI 00000015
2016	Tender	Pdf	Kiewit_Workflow...	12/15/2023 13:52	Kiewit_Workflow...	Tender0000
df	ops_carrier_GS	02/07/2024 12:59	ops_carrier_GS	02	TEST DOCUMENT.pdf	Quote

end Document

ment

ts

Upload Documents

Generate Docu

Upload Documen

Browse

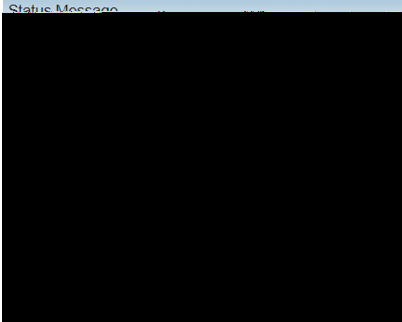
Upload

Status allows the Carrier to create Load Status Activities, such as Departed Pickup Location, Departed Delivery Location, Completed Route.


Select Add Status Message to complete a Load Status Activity

Choose the Stop to add an Activity based on Type

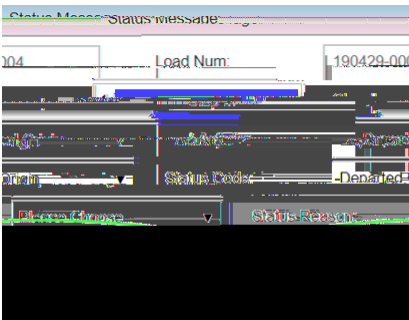
Choose the Activity for the Stop



If applicable, choose a Status Reason code from the dropdown list of Reason Codes



Update the actual Status Date that relates to the Stop and its Activity

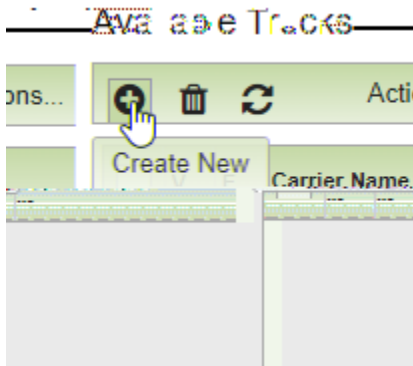


At the bottom of the Status Message form, select Save or Save and Add another to complete multiple Stop Activities in one session – remember to update each subsequent Stop Activity with the actual Date/Time associated with each subsequent Stop Activity.

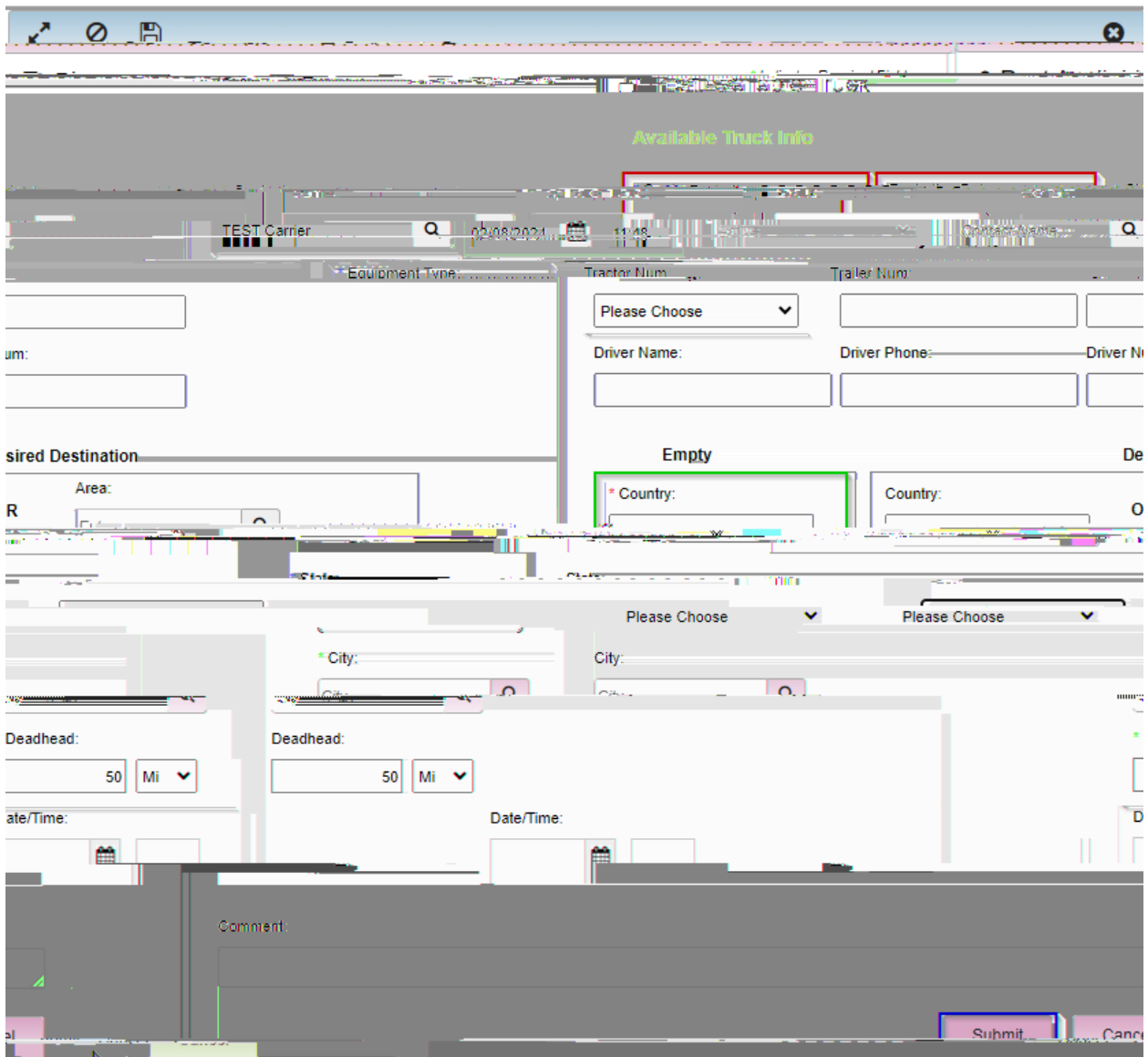
From the Spot Quote Requests function, bids can be entered on Broadcast offers.

Check the box next to a Broad  \  #  -  .  .  .  .  .  .

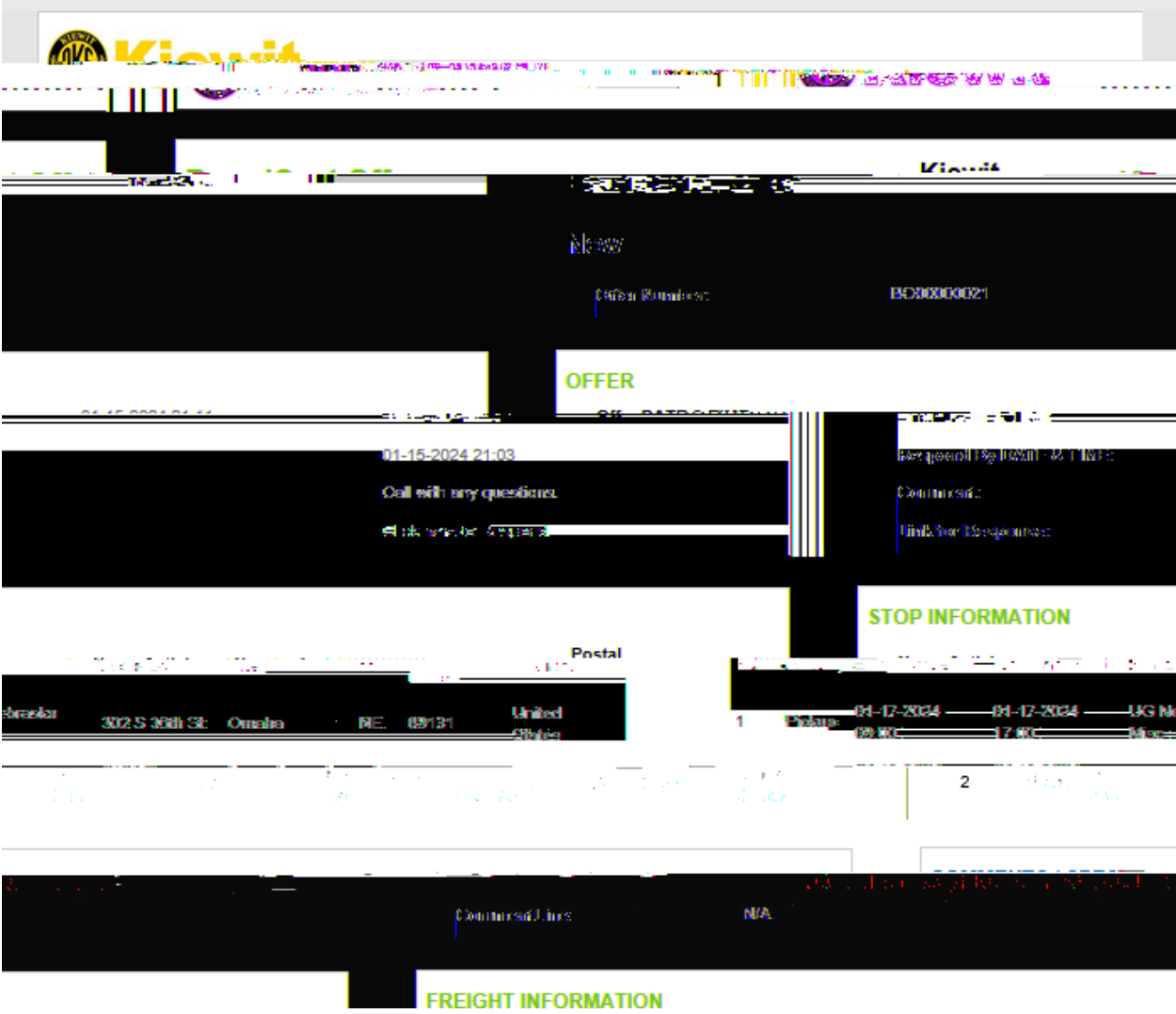
3GTMS-



Fill out mandatory fields and click Submit.



In addition to the carrier portal you can also use quick links in emails to place spot quotes, accept and decline tenders, and receive additional documents and updates.



Equipment: -

Item	Description	Handling Unit	Dimensions (LxWxH)	Weight	Volume	Distance
111610	111610   04-60   CA1027754   SHOP BUILT   WT525	0	0.00 Ft x 0.00 Ft x 0.00 Ft	0.00 Lb	0.00 CuFt	989.73 Mi

REFERENCE NUMBERS

CARRIER INFORMATION

Contact Email: [rose.burman@kiewit.com](mailto:rose.burman@kiewit.com)

Contact Name: TEST Carrier Contact

Order Number: L300077ORDER: X000170  
 By: Equipment:RGN  
 Carrier Name: TEST Carrier  
 Load No Booked

REFERENCE NUMBERS		RATE CONFIRMATION INFORMATION (Total Cost: \$5,000.00)			RI
Qualifier	Ref Num	Cost Type	Accessorial	Amount	Cost Detail

STEP INFORMATION				Weight = 0.00, Cube = 0.00, Pieces = 0, Pallets = 0
Stop #	Appointment Information	Location	Items	

Original URL: [kiewit3gtms.com/uch/login/](#)  
 COMMENTS / SPECIAL INSTRUCTIONS  
 comment: No last Deliveries

Please click this link to Accept a Tender: [Click to Accept](#)  
 Please click this link to View a Tender: [Click to View](#)



